






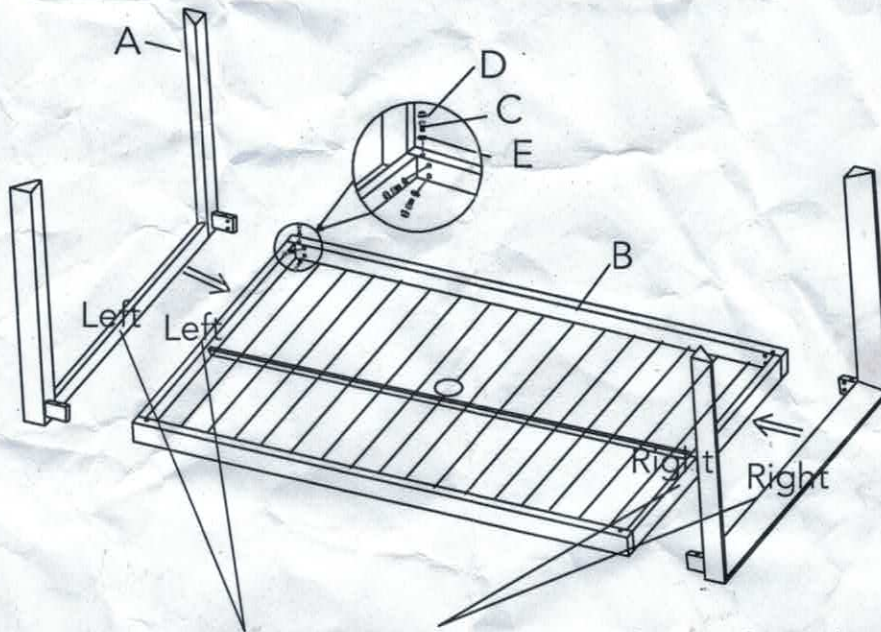


ASSEMBLY INSTRUCTION

ITEM:LS-059-16090T/220100T

PART LIST

NO.	PHOTO	DESCRIPTION	QTY	NO.	PHOTO	DESCRIPTION	QTY
A		TABLE LEG	2	E		METAL WASHER	12
B		TABLE TOP FRAME	1	F		ALLEN KEY	1
C		BOLT (M6*15MM)	12	G		PARASOL/ GLASS PROTECTOR	1
D		PLASTIC BOLT CAP	12				



Important: It should be assembled by Left to Left, Right to Right.